



TOPIC	Netball – Passing	Block 1 Week 1
WHAT	<i>Introduce the different passing technique used in netball.</i>	
WHY	<i>To develop <u>skill and knowledge</u> – of different passing techniques to improve performance in a small sided game</i>	

Student success criteria	NETBALL MEA 3/4/5	NETBALL MEA 6/7	NETBALL MEA 8/9
 KNOWLEDGE	I can name the different passes in netball.	I can identify some teaching points for the correct techniques for different types of pass .	I explain the key teaching points for all the different passes and I know which situation I should use each pass.
 APPLICATION OF SKILL	I demonstrate the ability to use a variety of different passes.	I demonstrate the ability to use all the different types of pass in netball with good accuracy and power .	I can consistently demonstrate the ability to pass a ball with accuracy and power . I can pass using both hands and I am able to receive the ball on the move.

PROGRESS AGAINST TARGETS		
MINIMAL 1 stamp	GOOD 2 stamps	OUTSTANDING 3 stamps



ATTITUDE TO LEARNING		
MINIMUM EFFORT 1 stamp	GOOD EFFORT 2 stamps	OUTSTANDING EFFORT 3 stamps

Key Literacy
Coordination/ power/
chest, shoulder and
bounce pass

Crucial Learning – You
must follow through
pointing in the direction
of the pass

SMSC – Shake hands
at the end of the game

TOPIC	Netball – Footwork	Block 1 Week 2
<u>WHAT</u>	<i>Introduce the footwork rule</i>	
WHY	<i>To develop <u>skill and knowledge</u> – of how to land and pivot without breaking the footwork rule in a small sided game</i>	

Student success criteria	NETBALL MEA 3/4/5	NETBALL MEA 6/7	NETBALL MEA 8/9
 KNOWLEDGE	I can describe the footwork rule in netball.	I am able to explain the footwork rule and I understand the differences when landing on one or two feet.	I am able to identify when the footwork rule has been broken and can state what happens as a result of this in a game situation.
 APPLICATION OF SKILL	I often demonstrate the correct footwork whilst catching a ball in drills.	I can demonstrate the ability to use the correct footwork in more competitive situations and can land on both one and two feet.	I can consistently demonstrate the ability to obey the footwork rule in full competitive games and I rarely break this rule.

PROGRESS AGAINST TARGETS		
MINIMAL <i>1 stamp</i>	GOOD <i>2 stamps</i>	OUTSTANDING <i>3 stamps</i>



ATTITUDE TO LEARNING		
MINIMUM EFFORT <i>1 stamp</i>	GOOD EFFORT <i>2 stamps</i>	OUTSTANDING EFFORT <i>3 stamps</i>

Key Literacy
 Coordination/ footwork/
 pivot/ free pass

Crucial Learning – Your
 landing foot can't be
 moved but your second
 foot to land can be moved.

SMSC – Support others
 by giving advice on how
 to improve their footwork

TOPIC	Netball – Attacking	Block 1 Week 3
<u>WHAT</u>	<i>Introduce methods of attacking</i>	
WHY	<i>To develop <u>skill and knowledge</u> – of how to get free from a defender in a small sided game</i>	

Student success criteria	NETBALL MEA 3/4/5	NETBALL MEA 6/7	NETBALL MEA 8/9
 KNOWLEDGE	I can name a variety of different attacking methods.	I can explain a number of different attacking moves using the correct teaching points .	I am able to explain all the different methods of getting free and can identify when I should use each skill.
 APPLICATION OF SKILL	I can demonstrate some attacking skills in drill situations.	I can demonstrate the ability to use a variety of attacking moves in more competitive situations.	Even in the most physical situations I can demonstrate the ability to get free using different methods.

PROGRESS AGAINST TARGETS		
MINIMAL <i>1 stamp</i>	GOOD <i>2 stamps</i>	OUTSTANDING <i>3 stamps</i>



ATTITUDE TO LEARNING		
MINIMUM EFFORT <i>1 stamp</i>	GOOD EFFORT <i>2 stamps</i>	OUTSTANDING EFFORT <i>3 stamps</i>

Key Literacy
Agility/ dodge/ double
dodge/ roll off

Crucial Learning – You should try to be ball side (between your defender and the ball)

SMSC – Shake hands at the end of the game

TOPIC	Netball – Defending	Block 1 Week 4
<u>WHAT</u>	<i>Introduce methods of defending</i>	
WHY	<i>To develop <u>skill and knowledge</u> – of how defend in a small sided game</i>	

Student success criteria	NETBALL MEA 3/4/5	NETBALL MEA 6/7	NETBALL MEA 8/9
 KNOWLEDGE	I can name some teaching points of the first stage of defence .	I can explain the first and second stage of defence using teaching points.	I am able to explain all three of the different stages of defence.
 APPLICATION OF SKILL	I can demonstrate the first and second stage of defence in drills.	I can demonstrate the first and second stage of defence in competitive game situations.	I consistently demonstrate the ability to use all three stages of defence in complete game situations.

PROGRESS AGAINST TARGETS		
MINIMAL <i>1 stamp</i>	GOOD <i>2 stamps</i>	OUTSTANDING <i>3 stamps</i>



ATTITUDE TO LEARNING		
MINIMUM EFFORT <i>1 stamp</i>	GOOD EFFORT <i>2 stamps</i>	OUTSTANDING EFFORT <i>3 stamps</i>

Key Literacy
Agility/ first, second and third stage/ man to man/ 3ft mark

Crucial Learning – Stay on the balls of your feet when marking a player

SMSC – Show sportsmanship by helping those around you

TOPIC	Netball – Game Play	Block 1 Week 5
<i>WHAT</i>	<i>Introduce positions and game play</i>	
WHY	<i>To develop <u>skill and knowledge</u> – of netball positions and basic rules of the game.</i>	

Student success criteria	NETBALL MEA 3/4/5	NETBALL MEA 6/7	NETBALL MEA 8/9
 KNOWLEDGE	I can name all seven positions on a netball team.	I can name all seven positions and can explain the roles of some of these positions.	I am able to explain the role of all positions on court and can identify which areas of the court they can go.
 APPLICATION OF SKILL	I can play effectively in a game situation in at least one position.	I can demonstrate a good level of skill and making few errors in a number of different positions.	I exert significant control in a game showing an outstanding level of skill in all different areas of the court.

PROGRESS AGAINST TARGETS		
MINIMAL <i>1 stamp</i>	GOOD <i>2 stamps</i>	OUTSTANDING <i>3 stamps</i>

ATTITUDE TO LEARNING		
MINIMUM EFFORT <i>1 stamp</i>	GOOD EFFORT <i>2 stamps</i>	OUTSTANDING EFFORT <i>3 stamps</i>

Key Literacy
Centre pass/ offside/
goal third/ centre third

Crucial Learning –
Where each position can
start and where they can
go on court

SMSC – Show
sportsmanship when
umpiring your own
games fairly